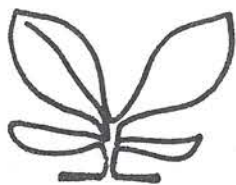


GROWING PLANTS




1



You will need—
flower seeds
potting soil
a cup
water




2



Fill a cup with potting soil.

3



Make a few holes in the soil.
Place the seeds in the holes.

4




Cover the seeds with a little soil.

5



Water the seeds.

6



Place the cup in the sunlight.
Water your seeds when they
get dry.

7

Directions:

1. Listen to the story.
2. Color the pictures.
3. Cut out the pages.
4. Put the pages in order.
5. Staple the pages.
6. Read the story.
7. Make a cover.

8